

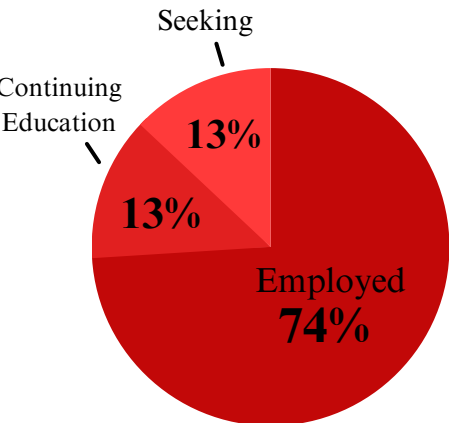


Class of 2022 Graduate Outcomes

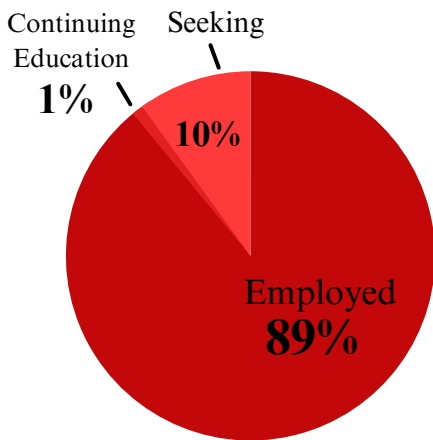
Employment and Continuing Education Data

The provided information is related to the First Destination Outcomes for the Class of 2022 of St. John Fisher University. This data is based on an 89% knowledge rate.

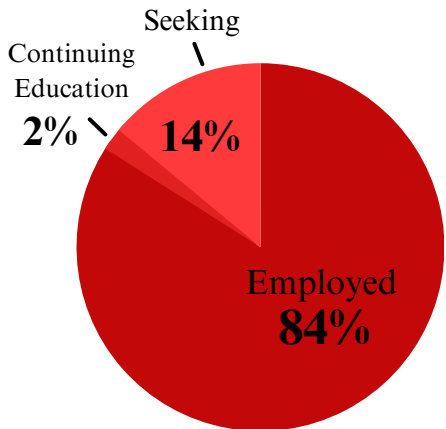
Post Graduation Employment Status



Bachelors Degree



Masters Degree



Doctorates

89%
of graduates are very satisfied with their Fisher Experience

92%
reported their First Destination Outcome was very related to their career goals

62%
of undergraduates completed some form of experiential learning*
**based on responses to these optional questions, not on total class or responses to the survey in general*

50%
of these students completed at least two experiences

Top 10 Industries:

- Healthcare
- K-12 Education
- Accounting
- Higher Education
- Retail
- Food & Beverage
- Non-Profit
- Financial Services
- Sports & Leisure
- Human Resources

Career Fields:

- Healthcare Services
- Education/Training
- Accounting
- Counseling
- Sales
- Finance
- Human Resources
- General Management
- Administration
- Operations/Production
- Community & Social Services
- Advertising, Media, & PR
- Product/Project Management
- Marketing

Continuing Education:

- MBA
- Education
- Medicine
- Mental Health Counseling
- Physician Assistant
- Accounting
- Pharmacy
- Law, Juris Doctor (JD)
- Social Work
- Literacy
- Physical Therapy
- Forensic and Investigative Science

132+ Employers Recruited on Campus

3,381 Internship Opportunities to Choose From

